

Huron County Public Health

Huron County Public Health COVID-19 Weekly Update

August 20, 2021

Report Summary

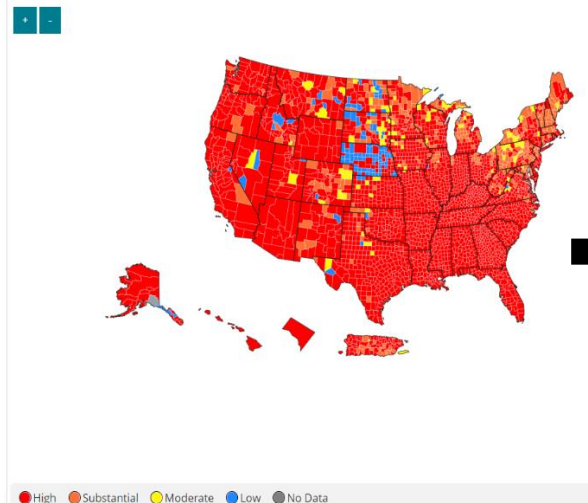
Last week (8/6/21 - 8/12/21), Huron County's case count jumped to 100. For the reporting period for this week (8/13/21 - 8/19/21), the increasing trend continued with 154 new cases of COVID-19 reported in Huron County.

COVID-19 Case Data

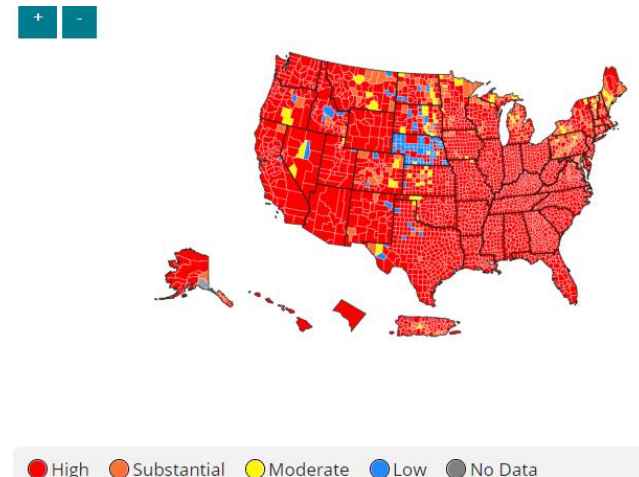
U.S. Overview

The images below were taken from CDC's COVID Data Tracker – COVID-19 Integrated County View at: <https://covid.cdc.gov/covid-data-tracker/#county-view>. This database provides an integrated, county view of key data for monitoring COVID-19 throughout the U.S. in a standardized format with various colors indicating levels of community transmission. The two sets of images below demonstrate a one-week change from 8/12/2021-8/18/2021. As of 8/18/2021, Huron County remains at a **high** level of transmission. With high transmission, **CDC is recommending even individuals who are fully vaccinated to wear a mask in public indoor settings.**

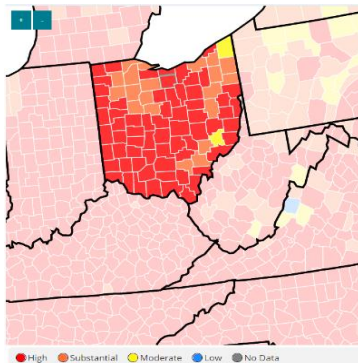
8/12/2021



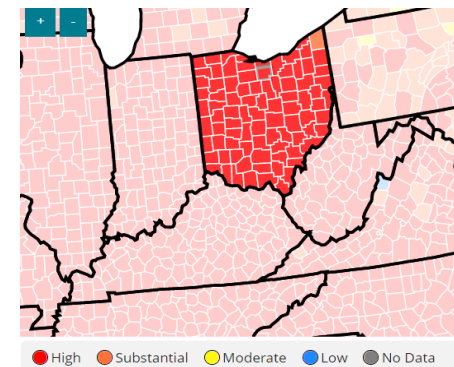
8/18/2021



8/12/2021

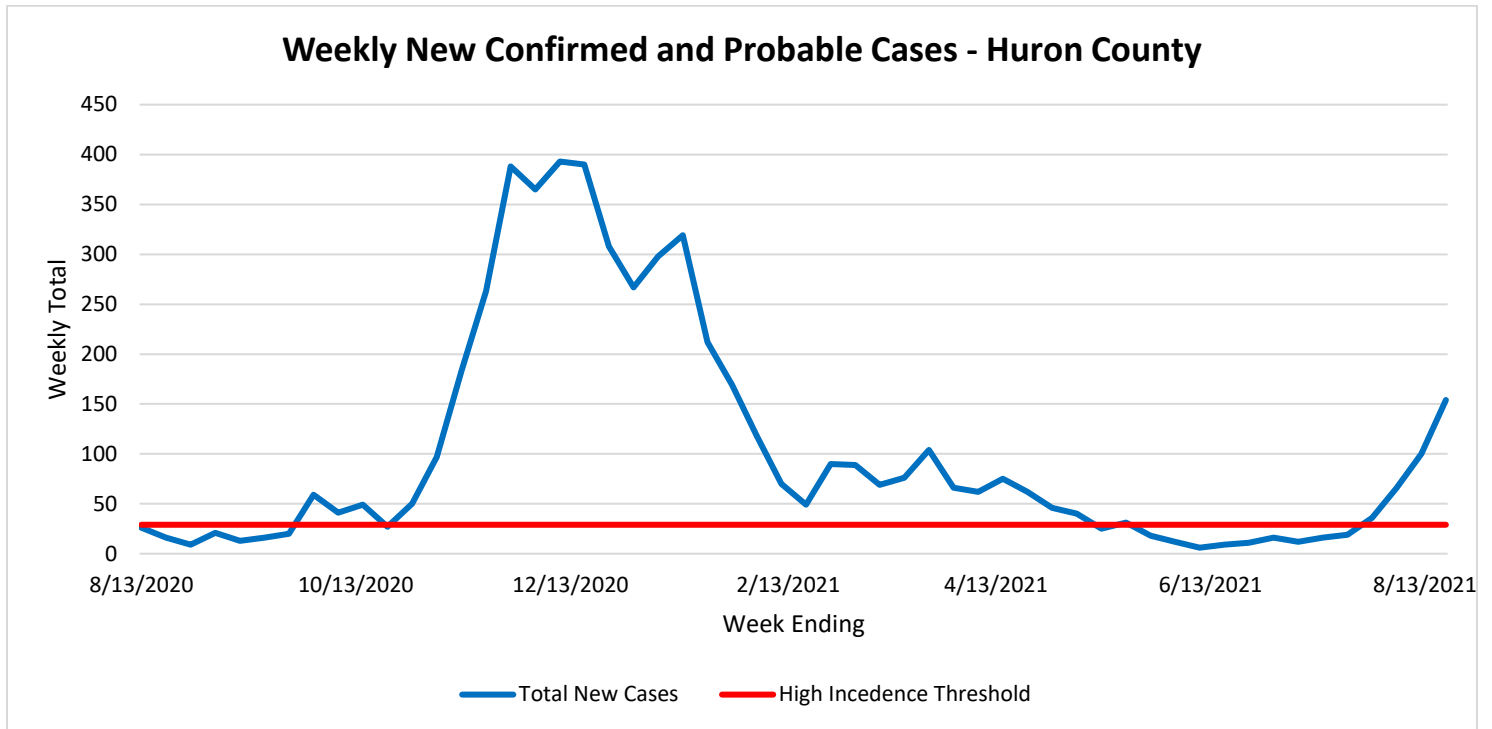


8/18/2021



Cumulative Data

Cumulative Data for Coronavirus Disease 2019 (COVID-19) cases in Huron County, Ohio as of Thursday, August 19, 2021 at 4:30pm. HCPH has reported a total of 5,964 cases to date.

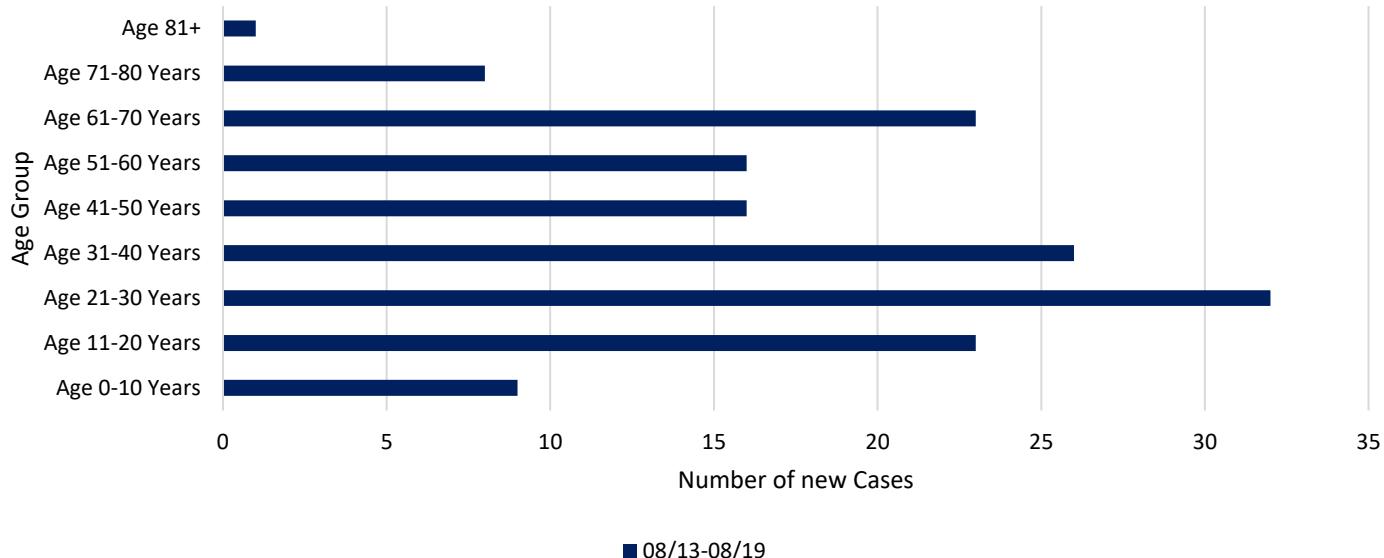


Current Week Data

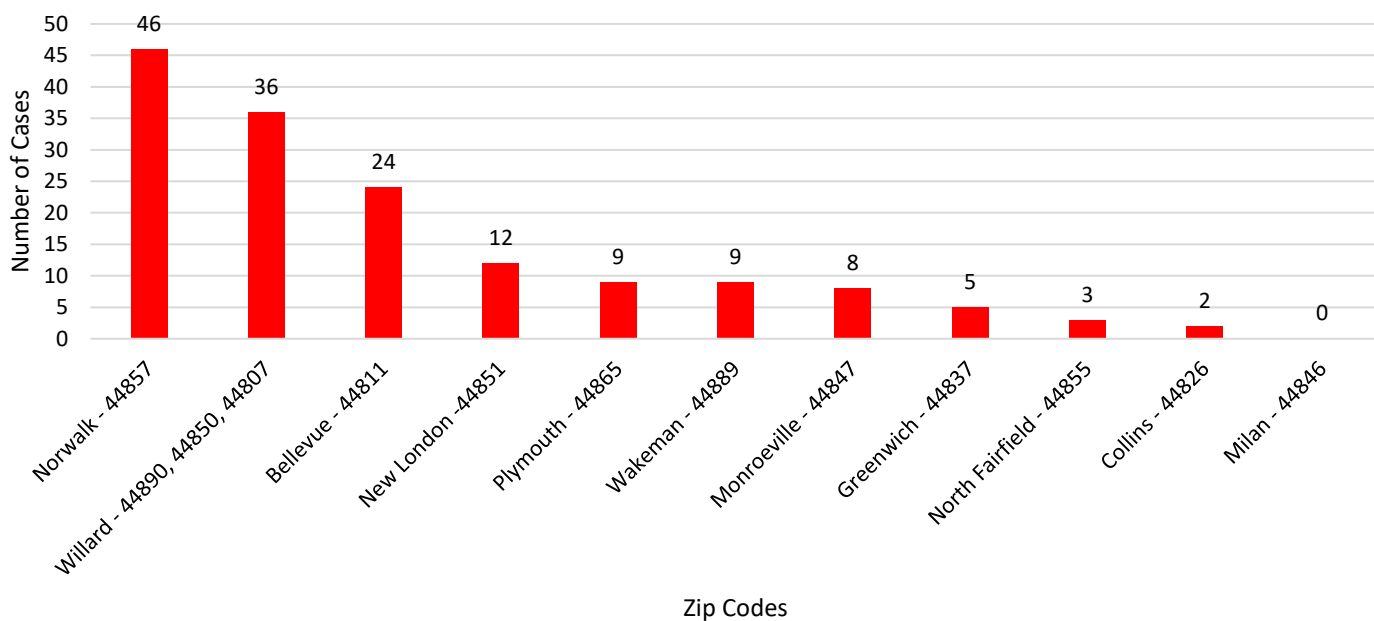
For the reporting period of 8/13/2021-8/19/2021, there were **154 new cases** reported. The graphs below indicate positive COVID-19 cases in Huron County for the reporting period of 8/13/2021-8/19/2021, shown by age group* and by zip code (by both case counts and incidence rate).

**One case of COVID-19 was reported with an unknown age.*

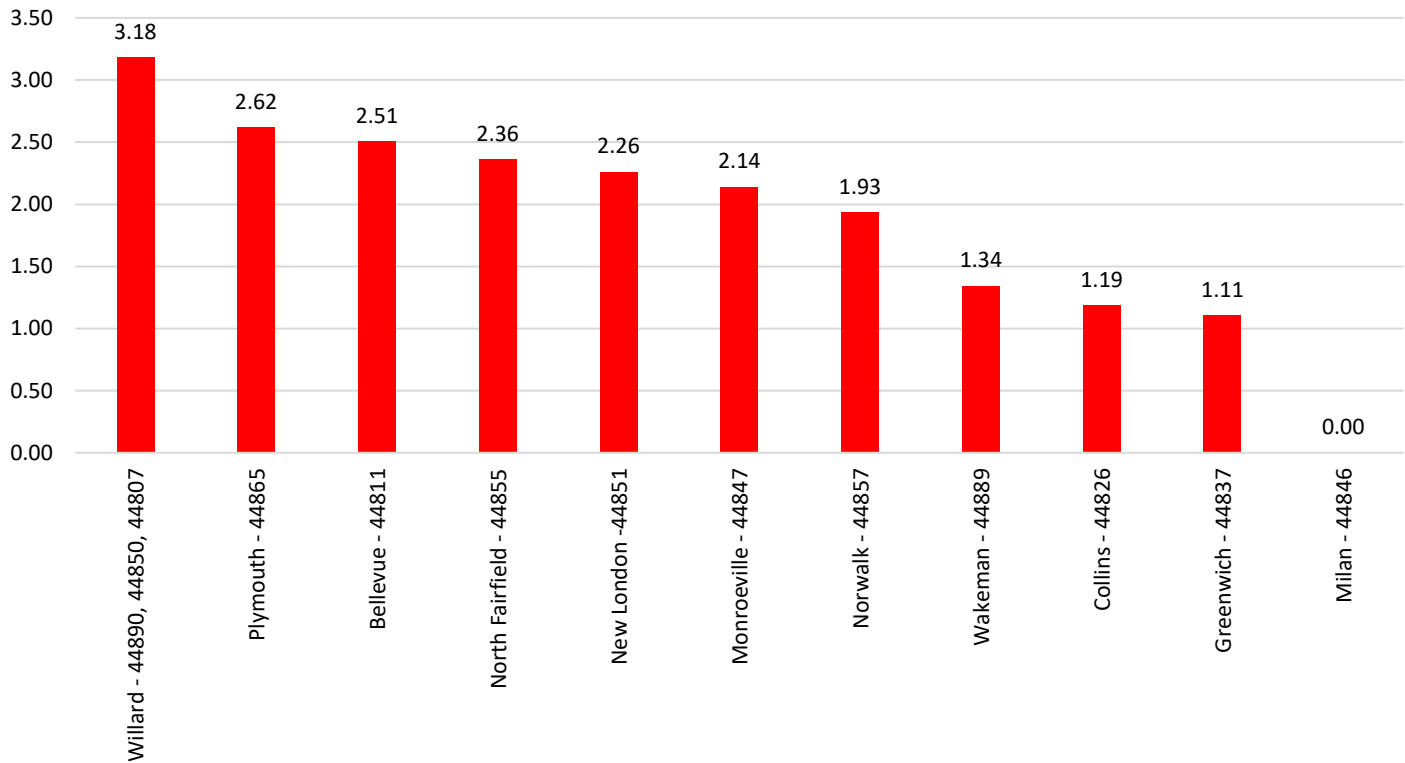
New Cases by Age Group - 08/13 - 08/19



Positive Cases for Huron County 08/13 - 08/19



Current Week Infection Rate per 1,000 Residents



Please note that all but one Huron County zip codes are reporting positive cases this week, demonstrating that COVID-19 is currently circulating through nearly all communities in Huron County.

Two Week Incidence Rate

Huron County currently ranks 21st among all Ohio counties for two-week incidence rate.

Cases per 100,000 Residents Over 2 Weeks

Statewide Average: 259.2

#	County	Cases Per 100K	Case Count	Population
1	Scioto	714.3	538	75,314
2	Clinton	538.5	226	41,968
3	Lawrence	497.8	296	59,463
4	Pike	489.7	136	27,772
5	Paulding	465.9	87	18,672
6	Richland	455.6	552	121,154
7	Highland	444.8	192	43,161
8	Brown	444.4	193	43,432
9	Crawford	443.4	184	41,494
10	Knox	417.2	260	62,322
11	Defiance	399.1	152	38,087
12	Gallia	398.0	119	29,898
13	Adams	397.1	110	27,698
14	Greene	379.4	641	168,937
15	Pickaway	374.6	219	58,457
16	Montgomery	373.0	1,983	531,687
17	Belmont	371.6	249	67,006
18	Marion	370.2	241	65,093
19	Logan	370.0	169	45,672
20	Clermont	367.2	758	206,428
21	Huron	353.6	206	58,266
22	Erie	351.4	261	74,266

#	County	Cases Per 100K	Case Count	Population
23	Sandusky	343.5	201	58,518
24	Monroe	336.9	46	13,654
25	Columbiana	333.7	340	101,883
26	Williams	332.5	122	36,692
27	Van Wert	332.4	94	28,275
28	Miami	327.1	350	106,987
29	Muskingum	314.3	271	86,215
30	Ashland	310.4	166	53,484
31	Ross	303.9	233	76,666
32	Jackson	299.3	97	32,413
33	Champaign	298.3	116	38,885
34	Shelby	294.3	143	48,590
35	Fulton	289.6	122	42,126
36	Hamilton	285.6	2,335	817,473
37	Vinton	282.8	37	13,085
38	Morrow	280.2	99	35,328
39	Warren	278.8	654	234,602
40	Clark	274.5	368	134,083
41	Hocking	268.9	76	28,264
42	Perry	268.4	97	36,134
43	Wayne	259.3	300	115,710
44	Preble	256.8	105	40,882

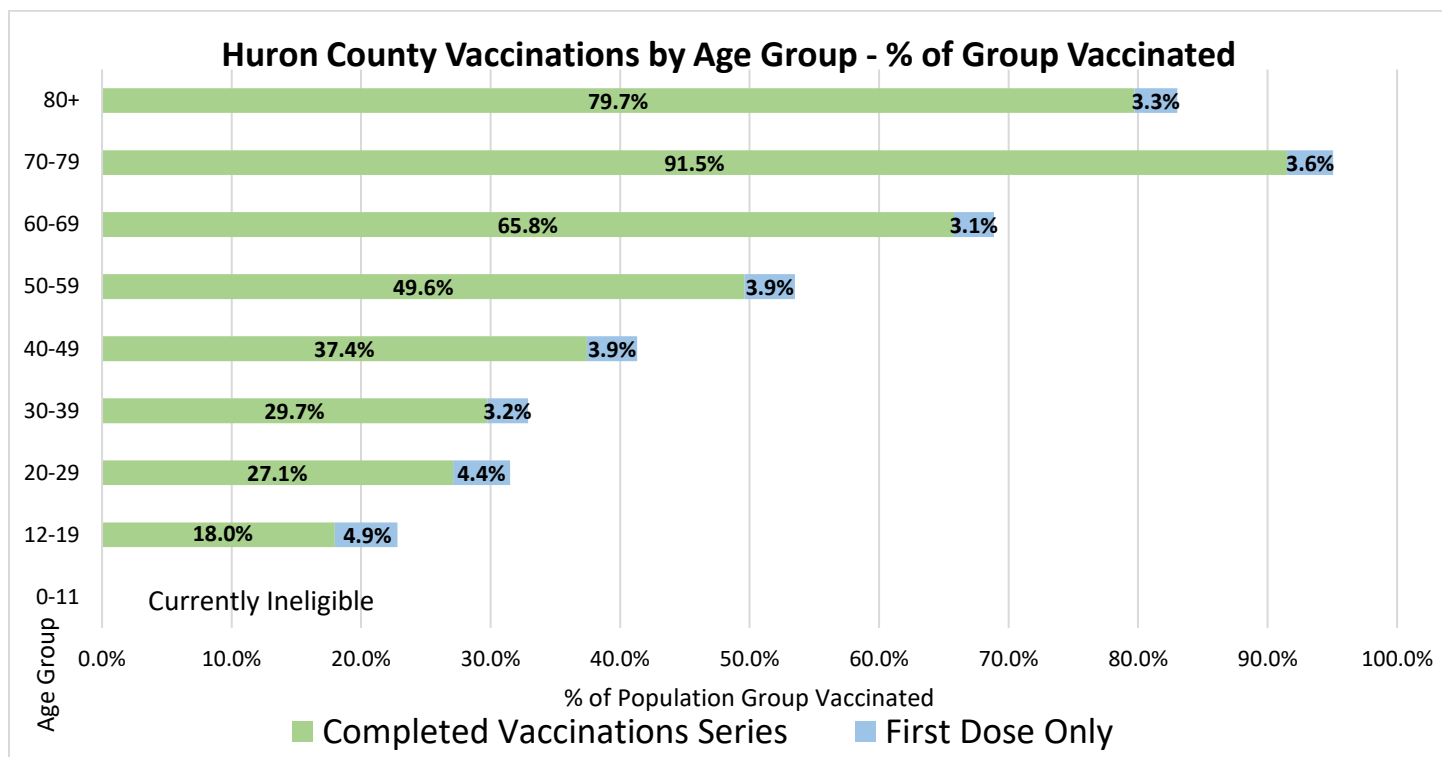
#	County	Cases Per 100K	Case Count	Population
45	Allen	254.0	260	102,351
46	Licking	253.9	449	176,862
47	Guernsey	252.1	98	38,875
48	Fayette	248.9	71	28,525
49	Fairfield	246.2	388	157,574
50	Harrison	246.0	37	15,040
51	Darke	244.6	125	51,113
52	Medina	238.1	428	179,746
53	Jefferson	235.7	154	65,325
54	Franklin	235.7	3,103	1,316,756
55	Butler	234.1	897	383,134
56	Meigs	231.4	53	22,907
57	Washington	230.3	138	59,911
58	Delaware	229.0	479	209,177
59	Union	225.5	133	58,988
60	Lorain	222.4	689	309,833
61	Auglaize	221.2	101	45,656
62	Mahoning	220.4	504	228,683
63	Stark	216.1	801	370,606
64	Wyandot	215.9	47	21,772
65	Mercer	213.7	88	41,172
66	Morgan	213.7	31	14,508

#	County	Cases Per 100K	Case Count	Population
67	Portage	211.7	344	162,466
68	Coshocton	210.4	77	36,600
69	Putnam	209.7	71	33,861
70	Holmes	209.3	92	43,960
71	Summit	202.2	1,094	541,013
72	Hancock	200.6	152	75,783
73	Lake	200.3	461	230,149
74	Madison	199.0	89	44,731
75	Trumbull	198.0	392	197,974
76	Tuscarawas	196.8	181	91,987
77	Lucas	194.0	831	428,348
78	Cuyahoga	191.6	2,366	1,235,072
79	Carroll	189.5	51	26,914
80	Noble	187.2	27	14,424
81	Geauga	179.4	168	93,649
82	Hardin	175.4	55	31,365
83	Wood	168.9	221	130,817
84	Ottawa	162.9	66	40,525
85	Athens	162.3	106	65,327
86	Seneca	161.3	89	55,178
87	Henry	148.1	40	27,006
88	Ashtabula	107.0	104	97,241

COVID-19 Vaccine Data

Huron County Resident COVID-19 Data

Vaccination percentages for residents of Huron County, Ohio by age can be found in the chart below.



Huron County Public Health's COVID-19 Vaccine Distribution Progress

Huron County Public Health (HCPH) currently has the Moderna and Pfizer vaccines available for appointments at HCPH's offices in Norwalk. Interested individuals can schedule an appointment at HCPH by calling 419-668-1652 ext. 241 or book an appointment using our online scheduling tool at: <https://bit.ly/3xxHh3O>. Please bring a valid ID and insurance information to your vaccination appointment; there will be no out-of-pocket cost to individuals. Individuals must be 18+ to receive the Moderna vaccine; individuals 12+ can receive Pfizer.

Continued Updates

HCPH reminds residents to continue to use **reputable** sources for information about COVID-19, including www.huroncohealth.com, www.coronavirus.ohio.gov and www.cdc.gov.

Statewide COVID-19 case data can be found on the Ohio Department of Health's COVID-19 Dashboard at: <https://coronavirus.ohio.gov/wps/portal/gov/covid-19/dashboards>.

COVID-19 vaccination data can be found on the Ohio Department of Health's COVID-19 Vaccination Dashboard at: <https://coronavirus.ohio.gov/wps/portal/gov/covid-19/dashboards/covid-19-vaccine/covid-19-vaccination-dashboard>.

###